

For Financial Brokers and Advisors Only



Q3 2017

taking care of you...





Multi Manager



Multi Asset



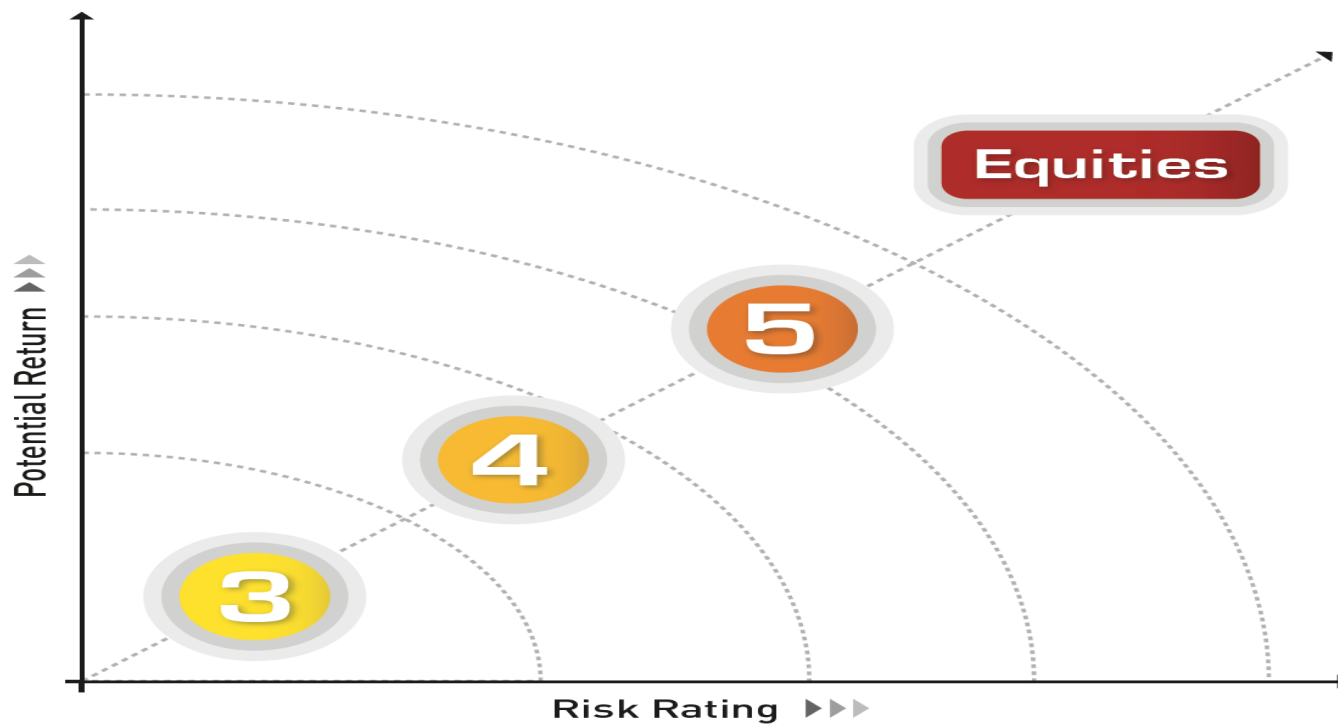
Multi Strategy



Multiple Risk Management Tools



4 Fund Options – Aligned to 4 Risk Categories



This graph is for illustration purposes only and is intended to demonstrate that when it comes to investing, to seek greater return, greater risk must be taken on. The actual performance of each iFunds will depend on the assets held, and may differ from the graph shown.

ifunds Multi Manager



Schroders

LAZARD
ASSET MANAGEMENT

Insight
INVESTMENT
➤ A BNY MELLON COMPANY™

LOS ANGELES
CAPITAL

STATE STREET
GLOBAL ADVISORS.

BNY MELLON

NEWTON
Investment
Management

DAVY ASSET MANAGEMENT

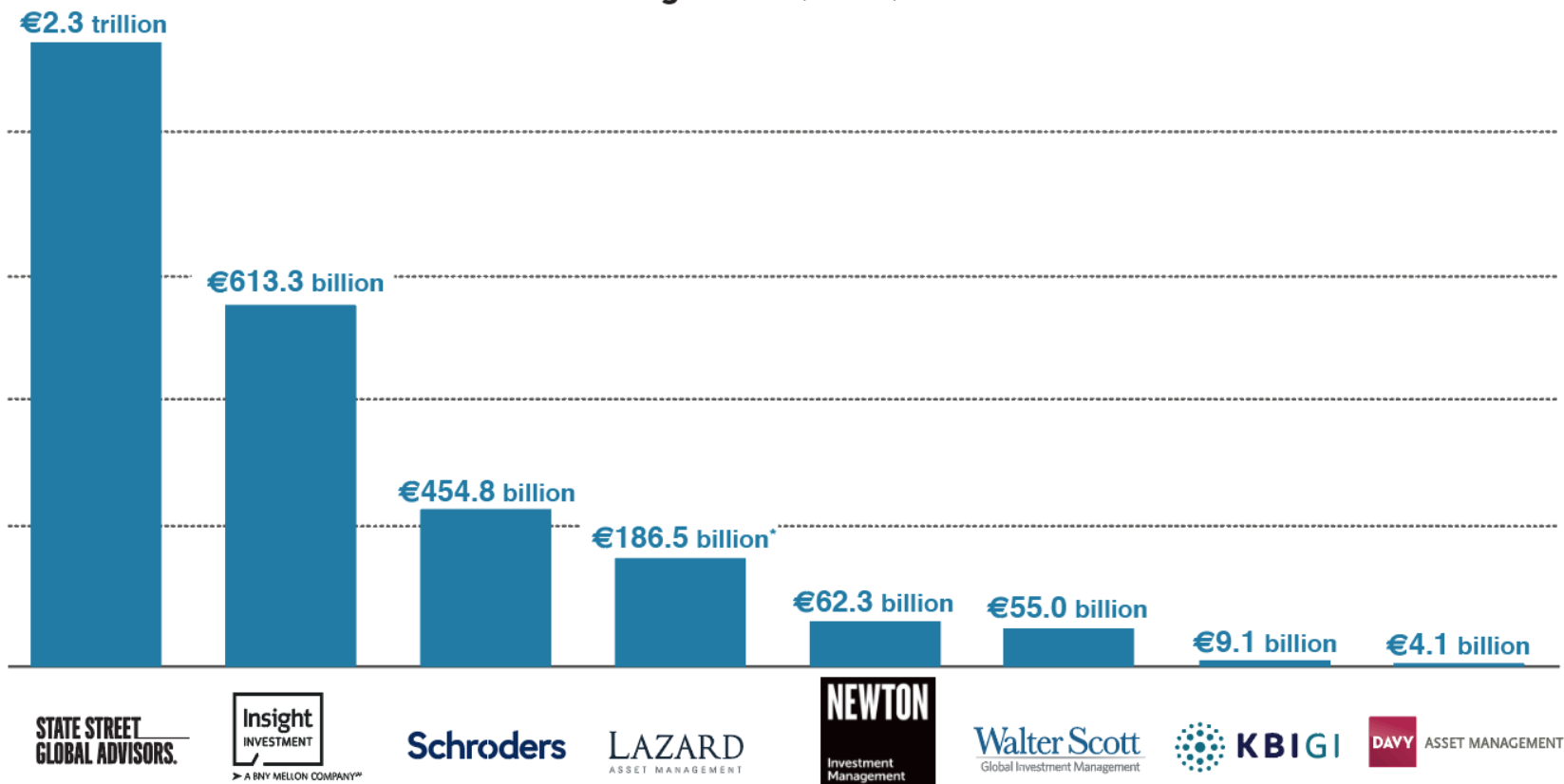
Walter Scott
Global Investment Management

KBIGI

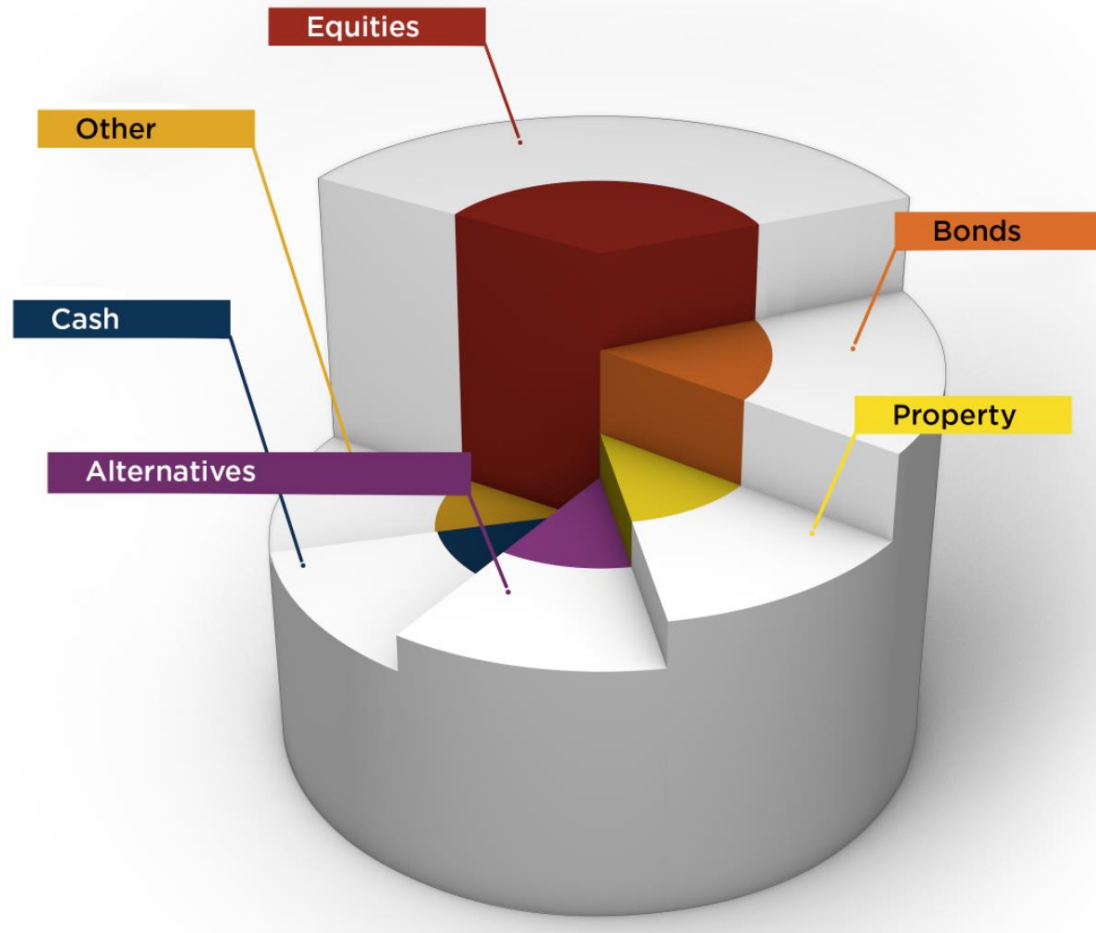

DODGE & COX*
WORLDWIDE FUNDS




Assets Under Management (AUM) as at 31 December 2016



*Total assets under management include those of Lazard Asset Management LLC and its affiliates, but do not include those of Lazard Frères Gestion (France) or other asset management business of Lazard Ltd.

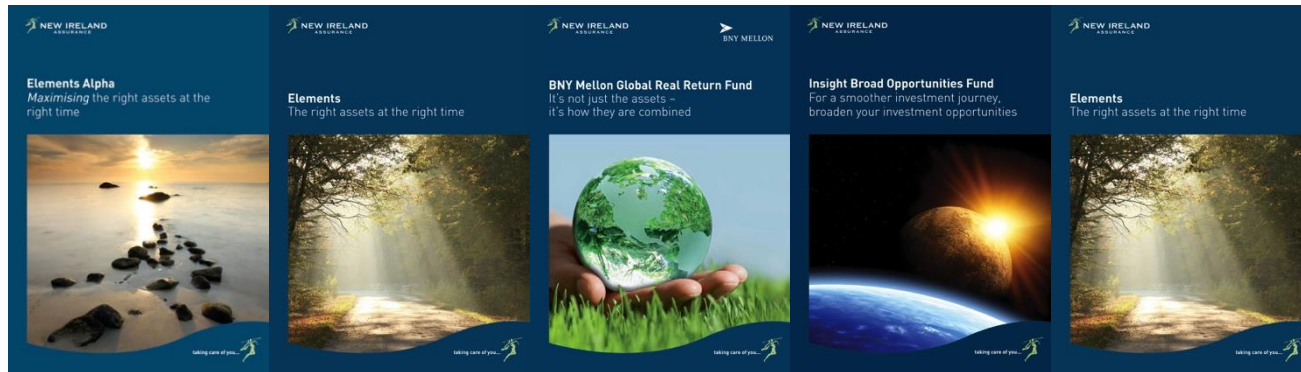


ifunds Multi Strategy





Multiple Risk Management Tools



Reduce
allocation
to equity

Low
volatility
equity

Various
protection
strategies
employed

Short
selling
strategies

Dynamic
asset
allocation



Strong Selection of Equity Funds

Equity Funds within the Range

STATE STREET
GLOBAL ADVISORS.

DODGE & COX®
WORLDWIDE FUNDS



Schroders

Walter Scott
Global Investment Management

Spotlight

Global Stock
Fund

Developed
World
Equities

Global
Equity

Global
Equity

Global
Equity

 ifunds 4 5 Equities

 ifunds 5 Equities

 ifunds Equities

 ifunds 4 5 Equities

 ifunds 5 Equities


 ifunds 4 5 Equities



Fundhouse – Supporting ifunds

Fundhouse advise New Ireland on the iFunds range. Fundhouse, who are independent investment advisors, provide access to a wide range of fund manager research and due diligence.





About Fundhouse

Unconflicted: Zero fees from managers, no investment funds of their own

Experience: Ex-asset management

Independent: Employee owned, owners do the work

Detailed research: Detailed, qualitative fund ratings

Coverage: Multiple asset classes across regions

Hands on service: Few clients, bespoke service

Negative and positive views: Candid opinions

Award Winning: Best research and ratings 2016 & 2017

Working with New Ireland

Fund research: Access to detailed reports and fund manager meetings

Portfolio construction / asset allocation: Best practice and insight

Oversight: Due Diligence on the underlying funds used within iFunds

General consulting: General consulting support

FUNDHOUSE



Recognised



Multi Award Winning 2016 & 2017

Independent

- ✓ No funds of our own
- ✓ No fees from fund managers
- ✓ No product provider influence

Accountable



Owner Managed Investment Team

Thorough

Hundreds of fund
and fund manager
meetings a year

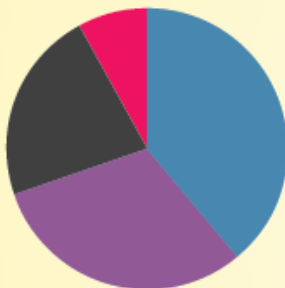


Detailed reports



ifunds 3 – A Truly Diversified Offering

Diversified by:
Investment Manager



- 39.5% State Street Global Advisors
- 30.8% Insight Investment
- 22.0% Newton
- 7.7% Davy Asset Management

Source: New Ireland, 30 September 2017

Diversified by:
Funds



- 29.8% Elements
- 22.0% BNYM Global Real Return Fund
- 20.1% BNYM Absolute Return Bond Fund
- 10.7% Insight Broad Opportunities Fund
- 9.7% Property Fund
- 7.7% Davy Defensive High Yield Fund

Diversified by:
Asset Class



- 36.0% Equities
- 24.8% Alternatives
- 24.4% Bonds
- 8.4% Property
- 6.4% Cash

The information above is correct as at 30 September 2017 and is for illustration purposes only. The investment managers, funds and asset mixes may change over time. Up to date information is available from fundcentre.newireland.ie



ifunds 4 – A Truly Diversified Offering

Diversified by: Investment Manager



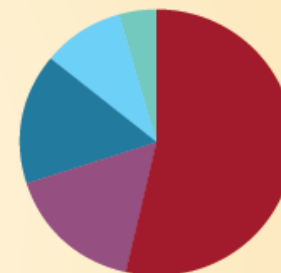
30.1%	Insight Investment
24.8%	State Street Global Advisors
20.7%	Newton
9.9%	Los Angeles Capital
8.6%	Davy Asset Management
5.9%	Walter Scott

Diversified by: Funds



20.7%	BNYM Global Real Return Fund
20.3%	Insight Broad Opportunities Fund
11.6%	Property Fund
9.9%	LA Capital Fund
9.8%	BNYM Absolute Return Bond Fund
8.6%	Davy Defensive High Yield Fund
7.1%	Elements Alpha
6.1%	Spotlight
5.9%	Walter Scott Global Equity Fund

Diversified by: Asset Class



53.8%	Equities
16.4%	Alternatives
15.8%	Bonds
9.7%	Property
4.3%	Cash

Source: New Ireland, 30 September 2017

The information above is correct as at 30 September 2017 and is for illustration purposes only. The investment managers, funds and asset mixes may change over time. Up to date information is available from fundcentre.newireland.ie



ifunds 5 – A Truly Diversified Offering

Diversified by:
Investment Manager



24.9%	State Street Global Advisors
17.1%	Los Angeles Capital
11.9%	Newton
11.1%	Insight Investment
11.0%	Dodge & Cox
8.9%	Walter Scott
7.0%	Schroders
4.2%	Lazard
3.9%	Davy Asset Management

Diversified by:
Funds



17.1%	LA Capital Fund
13.5%	Spotlight
11.9%	BNYM Global Real Return Fund
11.4%	Property Fund
11.1%	Insight Broad Opportunities Fund
11.0%	Dodge & Cox Global Stock Fund
8.9%	Walter Scott
7.0%	Schroder Global Equity Fund
4.2%	Lazard Emerging Markets Fund
3.9%	Davy Defensive High Yield Fund


Diversified by:
Asset Class



75.1%	Equities
9.4%	Property
7.9%	Bonds
4.1%	Cash
3.5%	Alternatives

Source: New Ireland, 30 September 2017

The information above is correct as at 30 September 2017 and is for illustration purposes only. The investment managers, funds and asset mixes may change over time. Up to date information is available from fundcentre.newireland.ie



ifunds Equities – A Truly Diversified Offering

Diversified by:
Investment Manager



Diversified by:

Funds



Source: New Ireland, 30 September 2017

The information above is correct as at 30 September 2017 and is for illustration purposes only. The investment managers, funds and asset mixes may change over time. Up to date information is available from fundcentre.newireland.ie

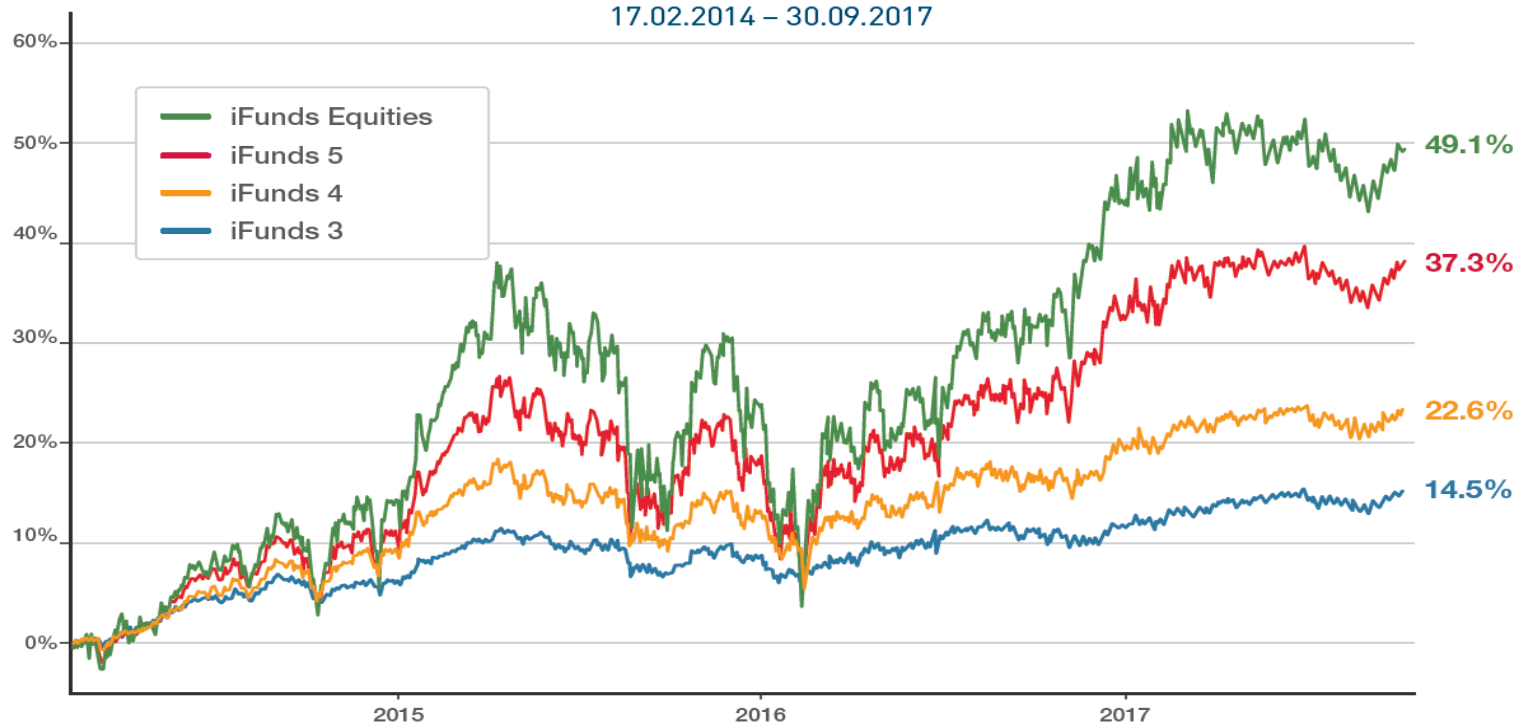


iFunds Gross Performance Since Launch



Strong iFunds Performance Since Launch (gross)

17.02.2014 – 30.09.2017



Source: MoneyMate. Performance is quoted gross of tax and charges.

Warning: Past performance is not a reliable guide to future performance.

Source: New Ireland. Performance of each iFunds from 17.02.14 to 30.09.17 is gross of tax and charges.

ifunds **3** Focus on Smoother Investment Journey



What We Know:

Returns

- 29 positive months (out of 41 observations):
 - Highest Return: 1.84% (Oct 2015)
 - Biggest fall: -1.62% (Aug 2015)



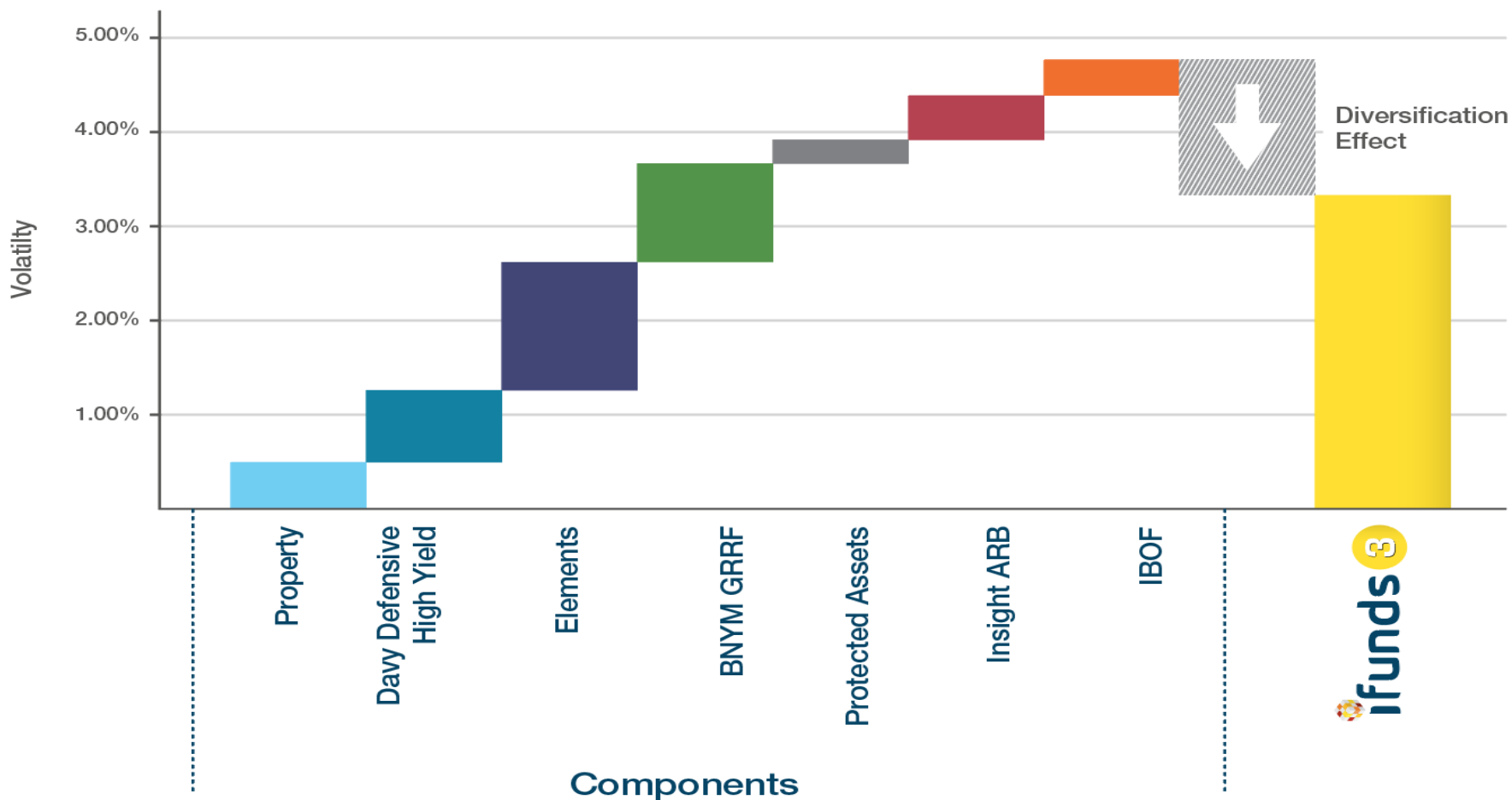
Max Drawdown

- -4.1% (from 17.02.14 to 01.10.17)


Warning: Past performance is not a reliable guide to future performance.

Source: Longboat Analytics. All performance to 01 October 2017 is quoted gross of tax and charges.

ifunds 3 How Diversification Has Worked



Source: New Ireland. Volatility calculations are for the period from launch (14.02.17) to 30.09.17.



What We Know:

Returns

- 30 positive months (out of 41 observations):
 - Highest Return: 3.32% (Oct 2015)
 - Biggest fall: -2.75% (Aug 2015)



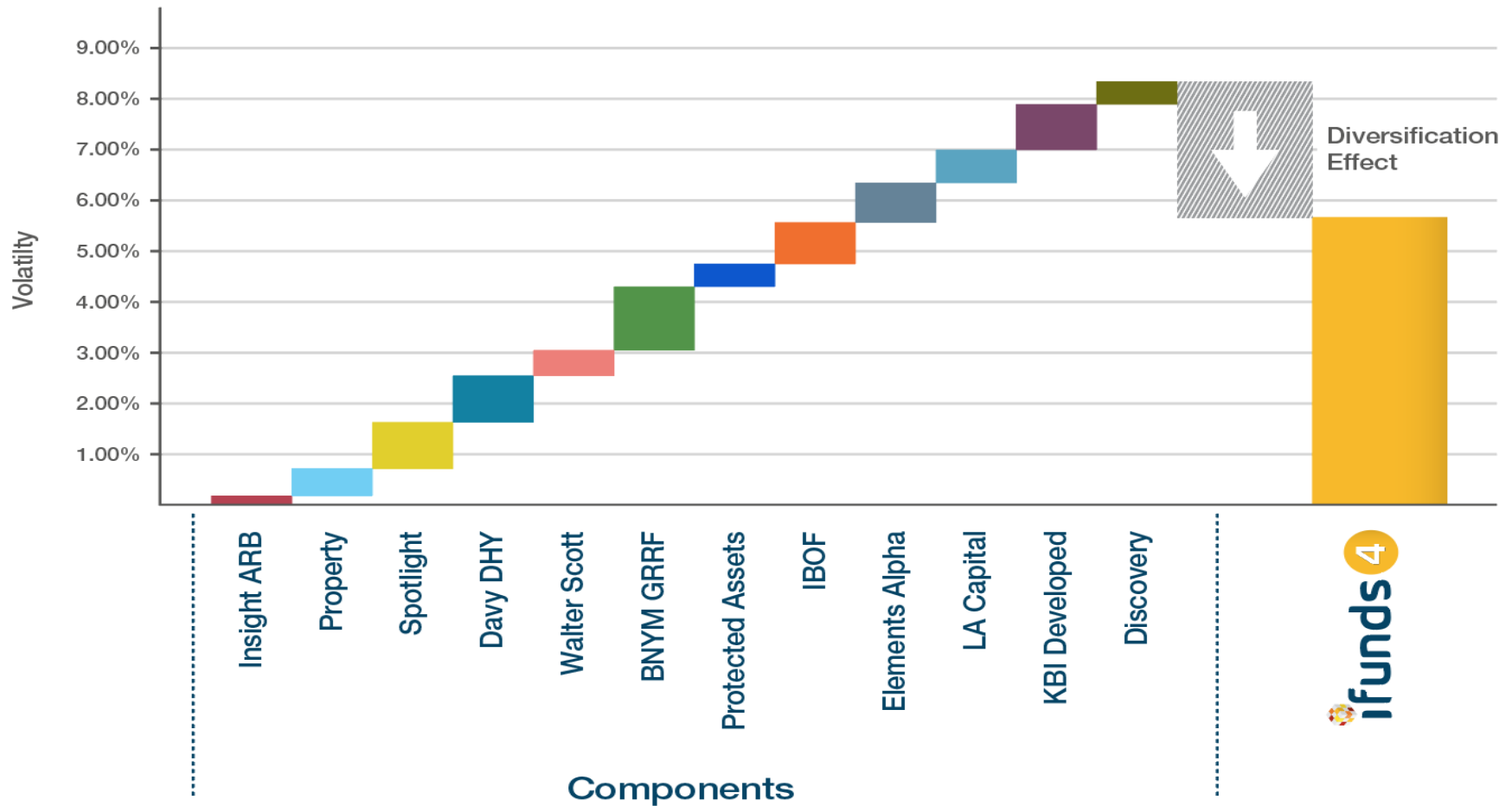
Max Drawdown

- -8.40% (from 17.02.14 to 01.10.17)


Warning: Past performance is not a reliable guide to future performance.

Source: Longboat Analytics. All performance to 1 October 2017 is quoted gross of tax and charges.

ifunds 4 How Diversification Has Worked



Source: New Ireland. Volatility calculations are for the period from launch (17.02.14) to 30.09.17.



What We Know:

Returns

- 32 positive months (out of 41 observations):
 - Highest Return: 6.24% (Oct 2015)
 - Biggest fall: -4.62% (Jan 2016)



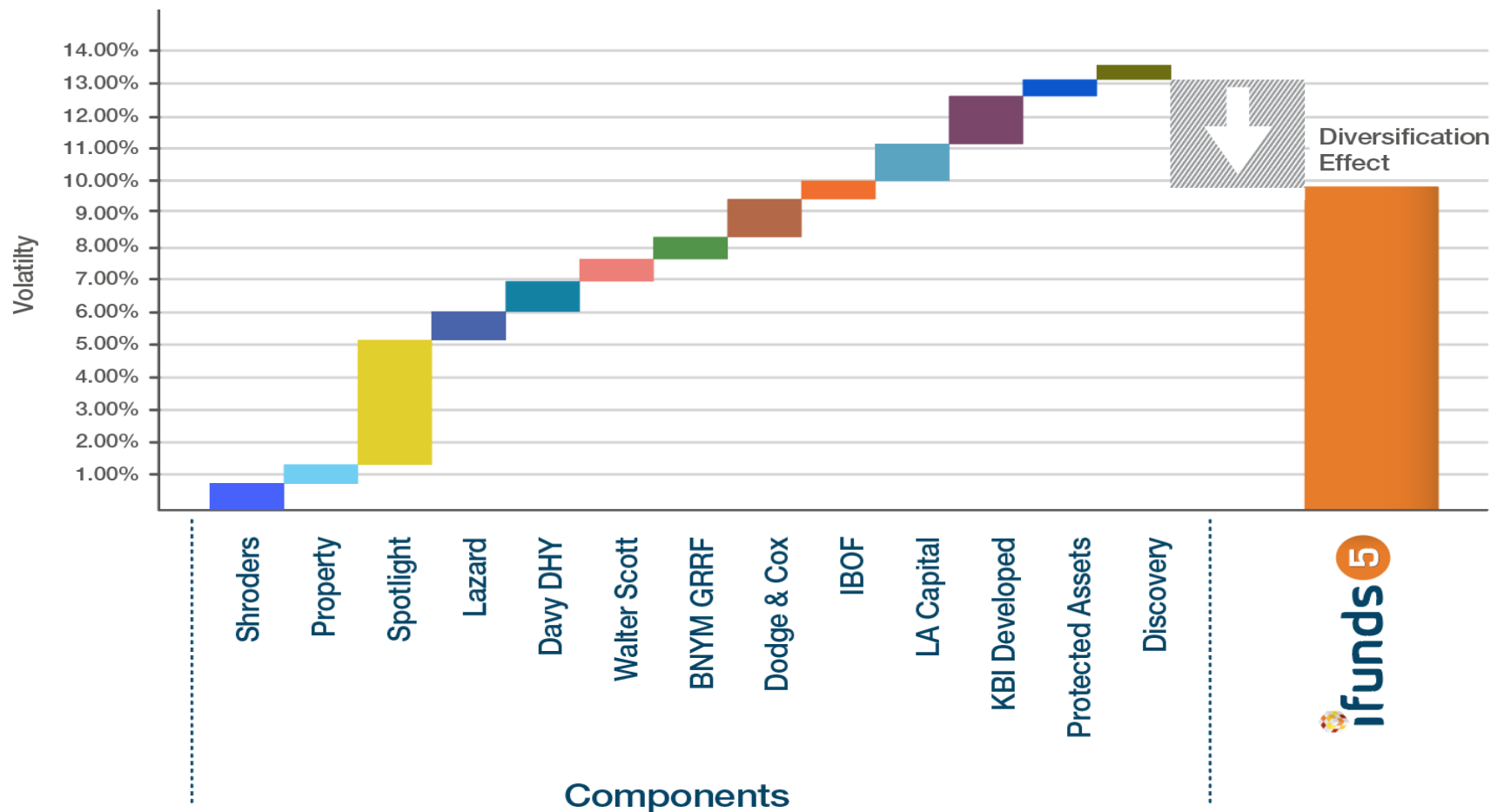
Max Drawdown

- -14.8% (from 17.02.14 to 01.10.17)

Warning: Past performance is not a reliable guide to future performance.

Source: Longboat Analytics. All performance to 1 October 2017 is quoted gross of tax and charges.

ifunds⁵ How Diversification Has Worked



Source: New Ireland. Volatility calculations are for the period from launch (17.02.14) to 30.09.17.



ifunds **Equities** Focus on Capturing Returns

What We Know:

Returns

- 30 positive months (out of 41 observations):
 - Highest Return: 10.95% (Oct 2015)
 - Biggest fall: -7.43% (August 2015)




Max Drawdown

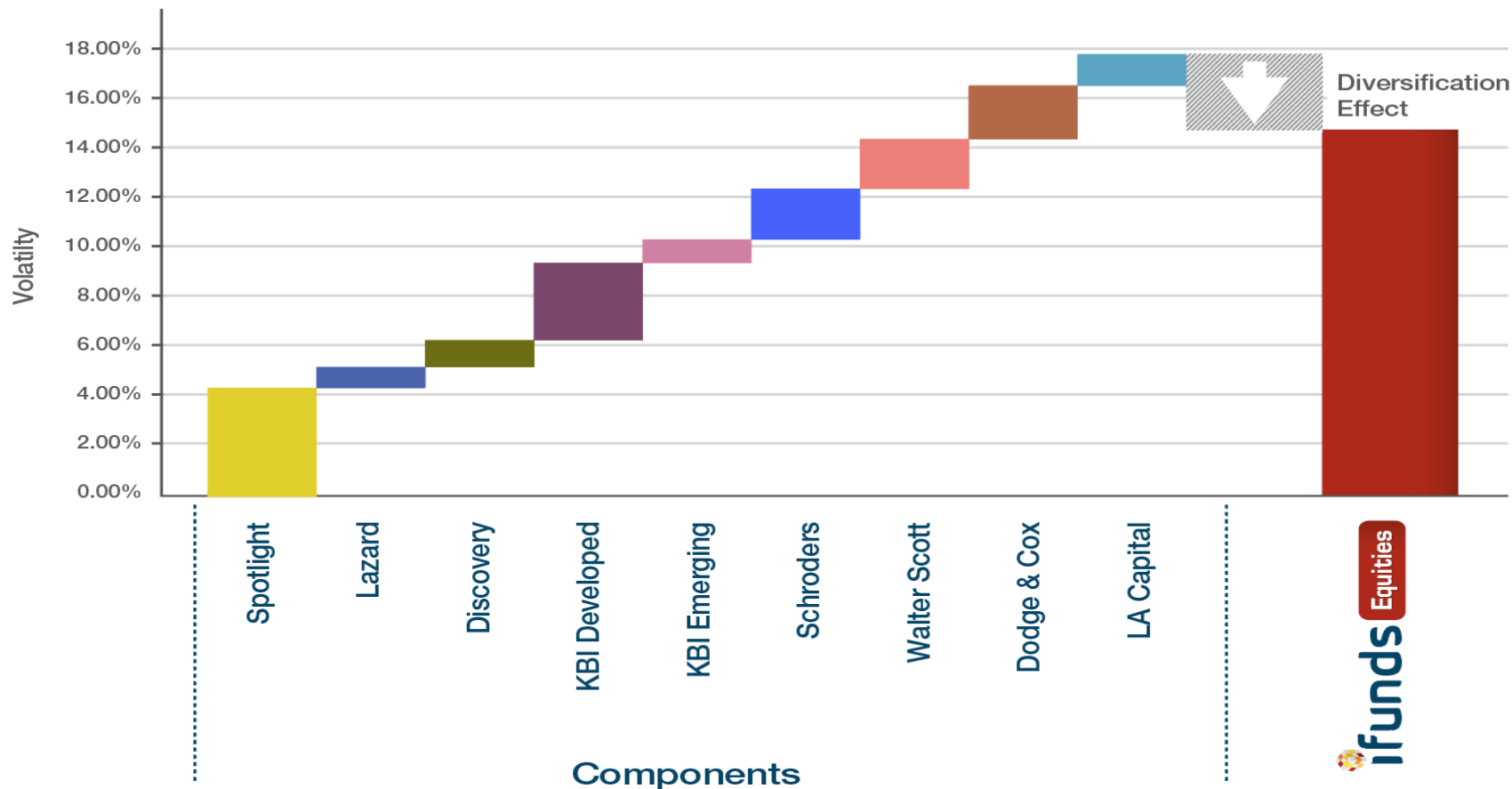
- -22.0% (from 17.02.14 to 01.10.17)

Warning: Past performance is not a reliable guide to future performance.

Source: Longboat Analytics. All performance to 1 October 2017 is quoted gross of tax and charges.



ifunds **Equities** How Diversification Has Worked




Source: New Ireland. Volatility calculations are for the period from launch (17.02.14) to 30.09.17.

ifunds Access to a Wealth of Knowledge



Important Information



Warning: The value of your investment may go down as well as up.

Warning: These funds may be affected by changes in currency exchange rates.

Warning: Past performance is not a reliable guide to future performance.

Warning: If you invest in these funds you may lose some or all of the money you invest.

Terms and conditions apply. Exit tax (up to 41% currently) applies to gains on life assurance investment policies. A Government levy (currently 1% of the premium amount) applies to all premiums paid to a life assurance policy.

While great care has been taken in its preparation, this document is of a general nature and should not be relied on in relation to specific issues without appropriate financial, insurance, investment or other professional advice. The content of this document is for information purposes only and does not constitute an offer or recommendation to buy or sell any investment or to subscribe to any investment management or advisory service. While the information has been taken from sources we believe to be reliable, we do not guarantee its accuracy or completeness and any such information may be incomplete or condensed. All opinions and estimates constitute best judgement at the time of publication and are subject to change without notice. Please note that mention of specific stocks/shares or investments is not a recommendation to trade in those stocks/shares or investments. In the event of any changes in taxation or legislation, New Ireland may amend the terms and conditions of the relevant contract to take account of any such changes. The details shown above relating to the funds and their composition are as at the date of this document unless otherwise stated and may change over time. If there is any conflict between this document and the policy conditions, the policy conditions will apply.

BNY Mellon Asset Management International Limited, BNY Mellon Centre, 160 Queen Victoria Street, London EC4V 4LA. Registered in England No. 1118580. Authorised and regulated by the Financial Conduct Authority. CP8083-08-03-2012(12m). BNY Mellon Asset Management International Limited, BNY Mellon Global Management Limited (BNY MGM), Newton, Insight, Walter Scott and any other BNY Mellon entity mentioned are all ultimately owned by The Bank of New York Mellon Corporation.

State Street Global Advisors Ireland Limited is regulated by the Central Bank of Ireland. Incorporated and registered in Ireland at Two Park Place, Upper Hatch Street, Dublin 2. Registered number 145221. Member of the Irish Association of Investment Managers.

Davy Asset Management is regulated by the Central Bank of Ireland.

KBI Global Investors Ltd. (KBIGI) is regulated by the Central Bank of Ireland.

Los Angeles Capital Management and Equity Research, Inc. ("Los Angeles Capital") is an independent, employee owned investment advisory firm founded in 2002, and is registered with the Securities and Exchange Commission under the Investment Advisers Act of 1940.

Lazard Asset Management Limited, authorised and regulated by the Financial Conduct Authority. Incorporated in England and Wales, registered number 525667.

Schroder Investment Management Limited is registered in England and Wales 1893220. Registered office: 31 Gresham Street, London, EC2V7QA.

Dodge & Cox Worldwide Investments Ltd is authorised and regulated by the Financial Conduct Authority. Company number 7019186.

New Ireland Assurance Company plc is regulated by the Central Bank of Ireland. A member of Bank of Ireland Group. The Company may hold units in the funds mentioned on its own account.